



**SIEMENS**

*Ingenuity for life*

Siemens Digital Industries Software

# Twelve ways that VeSys makes wiring and harness design faster and better

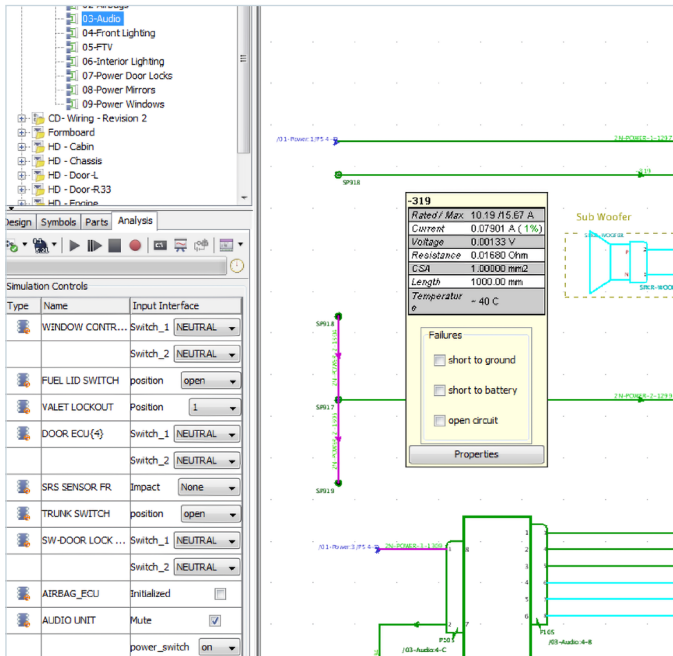
## Executive summary

Electrical design is getting more complicated - the electrical systems on even the “simplest” products are sometimes beyond what 25 years ago was cutting edge for more advanced industries such as automotive. They often have big engineering teams and the best CAD tools available. Today’s electrical engineers need more than basic electrical drawing software; they need tools that take the complexity out of the task – helping them work smarter and faster.

VeSys is used by OEMs and harness manufacturing companies worldwide, from small, 10 employee companies up to the biggest companies in the industry. With automation capabilities that eliminate many of the most labor-intensive and error-prone tasks, these companies reduced design-cycle times, reduced rework costs and improved margins.

[siemens.com/electrical-systems](https://www.siemens.com/electrical-systems)

# Wiring design

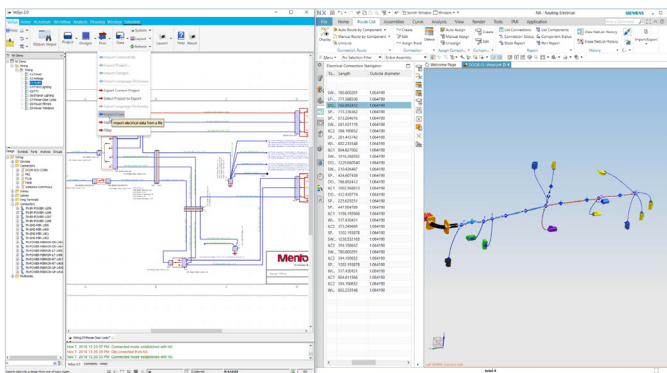


## Advanced analysis and verification – test before you build

Does your first prototype always work first time with no electrical glitches? VeSys parts and wires are intelligent objects that “know” how to interact with each other - providing a virtual simulation and test facility for checking wire and fuse ratings and correct behaviour. VeSys also provides functionality to assess and rank the impact of failing components on systems, detect unintended or failing system activity, and validate operation under stress. This can save valuable prototype testing time and eliminate costly errors.

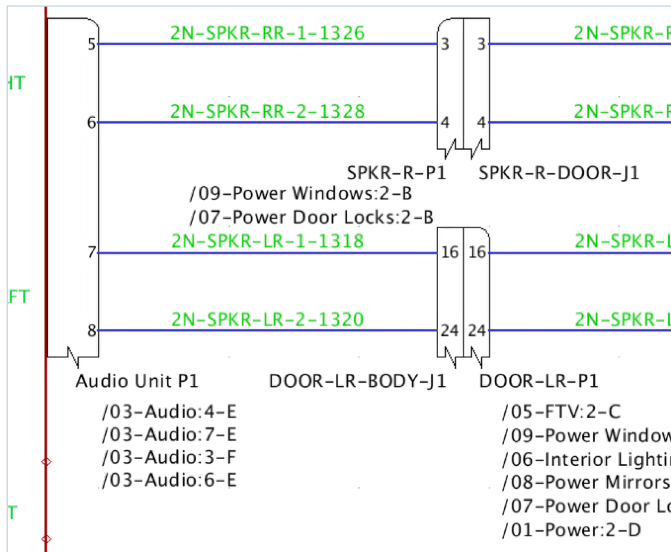
## Import wire lengths – analysis enhanced by MCAD integration

Why manually enter or calculate wire lengths if the data already exists in the mechanical domain? VeSys integrates with industry leading MCAD solutions such as NX to enable the import of wire lengths from a 3D harness into your wiring design. This allows for additional analysis to be performed such as voltage drop calculations. In addition to connectivity and wire diameter, information can be passed back to the 3D harness to conduct interference studies within the MCAD tool. This also helps reduce errors and enhances collaboration across design domains.



## Integrated parts library – no mistakes on part selection

Have you ever made a part number change and discovered your connectors have the wrong number of pins when you get to prototype? The VeSys parts library provides a structured library of intelligent parts that know how to interact with each other eliminating the need for the designer to repetitively look-up and transcribe the same definitions and parts for each new wiring design. Pin count, pin-names, and electrical specifications are handled by the system – no more bad surprises.



**Part naming validation – no more checking for accidental duplicates**

Have you ever created a wiring design with two connectors having the same name? Or wires with the same name? How much time do you spend avoiding these problems? These problems don't occur with VeSys because its auto-numbering / naming facility and a variety of design checks prevent problems right from the start.

**Intelligent cross-referencing – faster design, no errors**

How much time do you spend checking cross-references on multi-sheet wiring designs? Have you ever had a nasty surprise at the prototype build stage? Or worse still, when testing? VeSys generates cross-referencing automatically – saving you time. And VeSys virtual simulation adds further re-assurance as it tests current flow along the wires between each sheet to perform complete system validation.

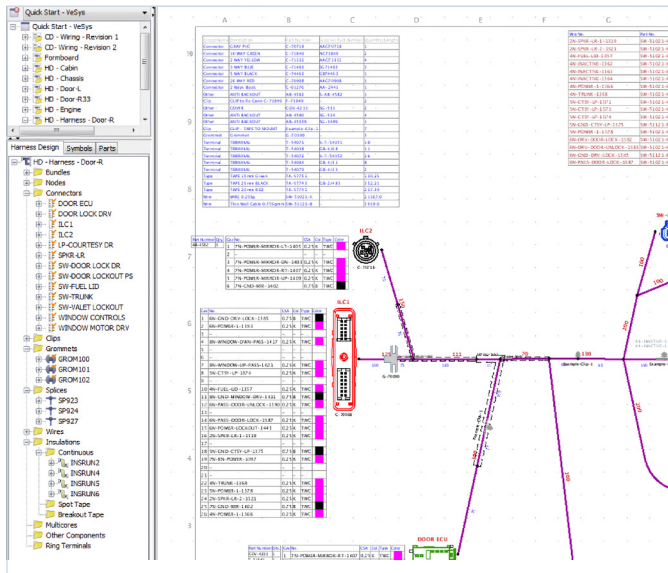
Property	Description	Value
_Class	_Class	W
_Conforming_Spec	_Conforming Spec	-
_Connector_Thread	_Connector Thread	M28x1-6g
_Contact_Size	_Contact Size	22
_Contact_Style	_The Style Of Contact	Crimp
_EMI_Shielding	_EMI Shielding	50 dB at 10GHz
_Fixing_Hole_Diam...	_Fixing Hole Diameter	0.0
_Insert	_Insert	19-35
_Max_Temperature	_Max Temperature	200.0
_Min_Temperature	_Minimum Temperature	-75.0
_No._of_Matings	_No. of Matings	1500.0
_Nominal_Diameter	_Nominal Diameter	38.5
_Panel_Thickness	_Panel Thickness	0.0
_Polarization	_Polarization	N
_Series	_The Component Series	D38999
_Shell_Size	_Shell Size	19
_Shell_Style	_Shell Style	Straight Plug

**Automated document generation – better quality with less effort**

How much time do you spend creating design documents such as BOMs, wire lists and parts lists? Do you need a wider variety of documents but don't have the resources to create them? VeSys can generate a wide variety of documentation at the touch of a button – providing accurate documentation specifically optimized for each end-user. This reduces the load on users in understanding the documentation, leading to less risk of downstream errors.



# Harness design

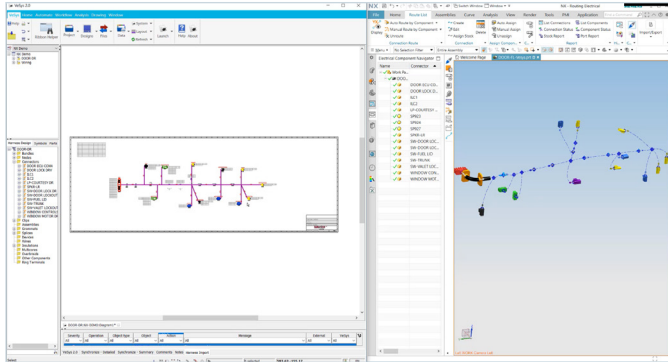


## Wire import from spreadsheet - faster quotation turnaround and design creation

What's your quotation turn-around time? Ever make a mistake? Wire import from other electrical design tools, customer-supplied spreadsheet data or an existing VeSys wiring design data can reduce quotation time to less than 1 hour. Create the "stick" layout, import the wiring data, add protections, fixings and connectors and press the "go" button to generate the cost report.

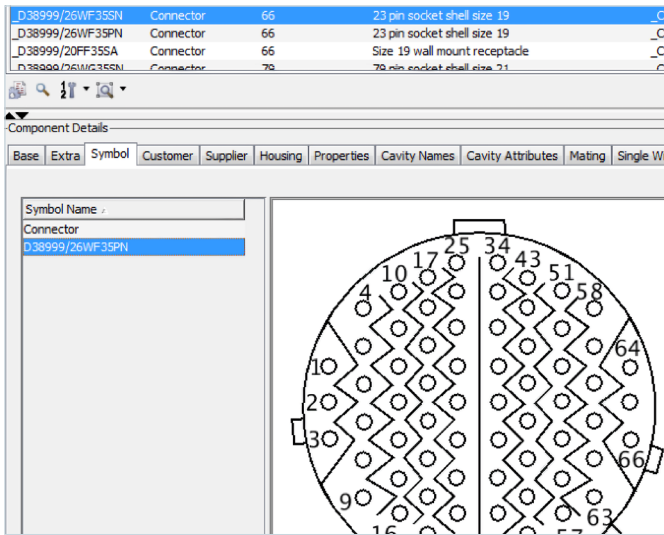
## Import harness topology – re-use MCAD data to save time

Why recreate the harness topology when it has already been defined in an MCAD tool? Building upon VeSys' MCAD integration, a 3D harness can be imported and flattened to be used in the 2D space. Upon import, all of the bundle, connector, and part information can be translated from the MCAD tool for use in VeSys. This can save an immense amount of time depending on the size of the harness.



## Self-configuring connectors select their terminals, plugs and seals – speed the design process & eliminate major source of errors

Ever quoted and won an un-buildable harness? Customers may specify the connectors and wires, but they're not always compatible when you start to select terminals and sealing components. This is a monotonous task, repeated hundreds of times: make a mistake and it won't be the customer who pays. VeSys automates this task so you won't be making these errors - you can cut your margins and still be more profitable.

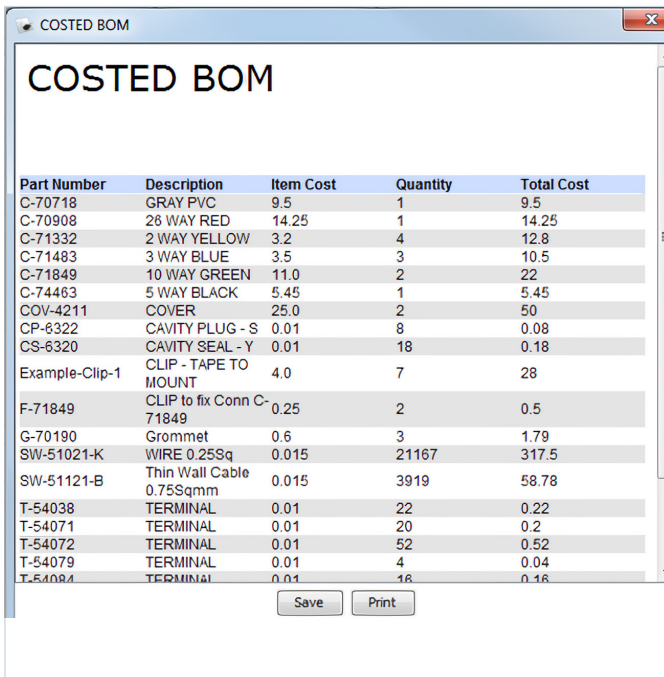


**Instant generation of BOMs, NC and Tester files, and manufacturing reports provides better manufacturing process documentation**

Spending too long creating documentation? Bottlenecks stopping you from doing more business? VeSys Harness users can generate a BOM instantly from the diagram – a task that typically takes one or two days is achieved in a few seconds. This is even more valuable when a minor change is made – again the updated BOM is produced in seconds, compare this with the traditional approach that demands another day's work. For every VeSys user, this capability alone is sufficient to generate a rapid ROI.

**Embedded engineering intelligence calculates exact wire lengths, bundle sizing, and tape lengths**

Would you like to manufacture straight from design data without spending time on prototype builds? VeSys calculates wire length based on many factors, including bundle lengths, connector/terminal dimensioning, connector feed direction (e.g. straight, 90-left, 90-right,..), desired slack, and more. Bundle diameters are calculated directly from the wire size data allowing exact tape lengths to be calculated for spiral wraps. Precise information gives users a better cost estimate before quotation or build and allows companies to take the "guess-timation" away from the prototype build phase.



**Integrated Parts Library speeds design, reduces errors, cuts inventory**

Companies need to manage inventory and they do this by using the right component when there is a choice; and not selecting a completely new part when there is an equivalent one that has been previously used. The VeSys parts library provides a structured library of intelligent parts that know how to interact with each other – wire-terminal-connector-seal. These part definitions also eliminate the need for the designer to repetitively look-up and transcribe the same definitions and parts for each new harness project.

## Siemens Digital Industries Software

### Headquarters

Granite Park One  
5800 Granite Parkway  
Suite 600  
Plano, TX 75024  
USA  
+1 972 987 3000

### Americas

Granite Park One  
5800 Granite Parkway  
Suite 600  
Plano, TX 75024  
USA  
+1 314 264 8499

### Europe

Stephenson House  
Sir William Siemens Square  
Frimley, Camberley  
Surrey, GU16 8QD  
+44 (0) 1276 413200

### Asia-Pacific

Unit 901-902, 9/F  
Tower B, Manulife Financial Centre  
223-231 Wai Yip Street, Kwun Tong  
Kowloon, Hong Kong  
+852 2230 3333

## About Siemens Digital Industries Software

Siemens Digital Industries Software is driving transformation to enable a digital enterprise where engineering, manufacturing and electronics design meet tomorrow. The Xcelerator portfolio helps companies of all sizes create and leverage digital twins that provide organizations with new insights, opportunities and levels of automation to drive innovation. For more information on Siemens Digital Industries Software products and services, visit [siemens.com/software](https://www.siemens.com/software) or follow us on [LinkedIn](#), [Twitter](#), [Facebook](#) and [Instagram](#). Siemens Digital Industries Software – Where today meets tomorrow.

[siemens.com/software](https://www.siemens.com/software)

© 2020 Siemens. A list of relevant Siemens trademarks can be found [here](#). Other trademarks belong to their respective owners.

82161-C5 9/20 A